

GUMMIPAIN

TECHNICAL DATASHEET

Product description

This product is suitable for painting surfaces in neoprene, rubber fabric, PVC, etc. Moreover, it has excellent levelling and flexibility properties, as well as good adherence. High resistance to marine environments, immersion in fresh and salt water and ultraviolet rays.

Product information

Finish	Semi-gloss	
Colour	See colour card	
Solids (by volume)	ASTM D2369	15 ± 2%
Specific gravity	UNI EN ISO 2811-1	1,00 ± 1,05 g/cm ³
Flash point	UNI EN ISO 13736	> 24 °C
VOC (average calculated content)	ISO 11890-2/2006	668 g/l
Packaging	0,5 Lt	

GUMMIPAIN

TECHNICAL DATASHEET

Application and use

SURFACE PREPARATION

Degrease the surface to be treated with an adequate solvent or detergent. Pressure wash with fresh water and remove any trace of oil and grease. All surfaces to be painted must be clean, dry and with no contaminants. Sand down using abrasive paper No. P120 - P150 and apply Gummipaint directly on the treated surface. Before applying the required products, blow with clean and dry air to remove any sanding or dirt residual.





Thoroughly mix the product before use. This product is suitable both for brush and spray application

By brush: a dilution level between 5-10% by volume with thinner 6380 is required.

Given that this is a fast drying product, our advice is to avoid crossing the coats, because this can soften the coat that has been already applied.

By spray: a dilution level between 30-50% by volume with thinner 6380 is required, following the instructions on the back of the sheet. With an interval of at least 6 hours from each other, apply two coats.




Application data

Thinner/Tool cleaning N.B: the indicated dilution % is considered on the catalyzed product		6380 - Roller/Brush (10% max) 6380 - Conventional spray: (50% max)
Application methods (spray application is allowed only using personal protective equipment in proper environments)		Conventional Pressure 3,5 bar Nozzle 1,7 – 2 mm
	 	
Dry film thickness	Application standard range	35 – 40 µm
	Recommended	40 µm
Wet film thickness	Application standard range	230 – 270 µm
	Recommended	270 µm
Theoretical coverage	40 µm	3.8 m ² /l

GUMMIPAIN

TECHNICAL DATASHEET

Drying time

Temperature °C		10		15		20		30	
		Min	Max	Min	Max	Min	Max	Min	Max
Wet-on-wet coverage		20 h	N.L.	16 h	N.L.	8 h	N.L.	6 h	N.L.
Sanding		48 h		36 h		24 h		18 h	
Full curing		7 days		7 days		7 days		5 days	

N.B. The drying times and the overcoating intervals increase with higher thickness of the applied film.
Always check that the existing film is perfectly dry before applying a further product coat.

CONDITIONS DURING APPLICATION

In order to avoid the formation of condensation, the surface temperature should be at least 3° C above dew point. During application and curing, the min. ambient temperature must not be lower than 15° C or higher than 30° C; substrate temperature must not be lower than 10° C, since curing is remarkably reduced at lower temperatures.

Application is not advisable when relative humidity exceeds 80%. The term-hygrometric survey should be carried out near the surface to be coated. Make sure there is enough ventilation when application takes place in closed areas.

GUMMIPAIN

TECHNICAL DATASHEET

Storage

It is recommended to avoid exposure to air and extreme temperatures. To maximize the shelf life in the can, it is worth checking that the container is well closed during the storage and the temperature is between 10° C and 35° C. Avoid exposure to direct sunlight.

Safety rules

Comply with the provisions set by the local health and safety at work regulations. Avoid contact with the skin, for example. Operate in well ventilated places and, if in closed areas, use vacuum cleaners, fans and air conveyors. During the application, use appropriate protections (masks, gloves, glasses, etc.). Before using, read sections 7-8 of the SDS.

INSTRUCTIONS FOR THE DISPOSAL OF PRODUCTS AND PACKAGING

Empty packaging that contained products: Dispose of empty packaging according to the requirements of the waste disposal law, for example by taking them to a recycling centre.

Packages containing the unused products: Dispose of the unused product in accordance with the law of disposal of such waste, for example by taking it to a recycling center, recycling of packaging is prohibited in this case. Do not empty into drains or watercourses. Product packaging must be kept indoor, and the temperature in the storage place must be between 10° C and 35 °C. Do not expose to sunlight.

Notes

The values indicated in the present technical sheet can have slight variations from one batch to another. The applied product must not come in contact with water, chemicals or be subjected to mechanical stress before the curing is complete. Wet film thicknesses refer to a product that has not been diluted. With dilution, this value will rise. The above information is the result of accurate laboratory tests and practical experience; however, since the product is predominantly used outside the manufacturer's control. Boero Bartolomeo S.p.A can only guarantee its quality. The information contained in this sheet may be subject to revision by the Company. For clarification, updates or further information, it is recommended to contact Boero Bartolomeo S.p.A directly. The present datasheet annuls and replaces every other precedent to this one.