

# TIMBER GLOSS

## TECHNICAL DATA SHEET

### Product description

Mono-component alkyd-modified flatting, extremely easy to apply, suitable for internal and external surfaces. This varnish allows to obtain films with excellent brilliance, expansion, elasticity and resistance to the marine environment. Recommended for painting all types of wood above the waterline or on aged mono-component varnish films.

### Product information

Finish	Glossy	
Colour	Colourless.000	
Solids (by volume)	ASTM D2369	55 ± 2%
Specific gravity	UNI EN ISO 2811-1	0,92 ÷ 0,96 g/cm <sup>3</sup>
Flash point	UNI EN ISO 13736	30 °C
VOC (calculated average content)	ISO 11890-2/2006	362 g/l
Packaging	0,75 – 2,5 Lt	

# TIMBER GLOSS

## TECHNICAL DATA SHEET

### Application and use





#### SURFACE PREPARATION

New wood or renewed : the support must be dry and the moisture of the wood must not exceed 18%. All surfaces to be painted must be clean, dry and free of contaminants. Sand down with P80-P120 abrasive paper. Before proceeding with the application of the products, blow with clean and dry air, to remove any residue of sanding and dirt. Apply the first coats of TIMBER GLOSS diluted to 10 - 15%. Proceed with the following coats (3 - 5 coats) in the same way.

Wood already varnished: sand to remove traces of varnish during stripping or to level the surface; apply the first coats of TIMBER GLOSS diluted to 5%, proceed with the next coats (2 - 4 coats) in the same way.

N.B. Between one coat and the following abrade with Scotch Brite fine (grey)




### Application data

Thinner/Cleaning tools		<b>6470</b> – Roller/Brush <b>6470</b> – Conventional spray
Application methods		Conventional Pressure 3,5 bar Nozzle 1,2 – 1,4 mm
	 	
Dry film thickness per coat	Standard range application	20 – 30 µm
	Recommended	30 µm
Wet film thickness per coat	Standard range application	40 – 60 µm
	Recommended	60 µm
Theoretical coverage	30 µm	18 m <sup>2</sup> /l
Recommended primers	Fibrodur	

# TIMBER GLOSS

## TECHNICAL DATA SHEET

### Drying time

Temperature °C		10		15		20		30	
		Min	Max	Min	Max	Min	Max	Min	Max
Coverage				48 h	7 days	24 h	7 days	18 h	7 days
Sanding				72 h		48 h		36 h	
Full curing				7 days		7 days		5 days	

**N.B.** The drying times and the overcoating intervals increase with higher thickness of the applied film. Always check that the existing painting film is perfectly dry before applying a further product coat.

### CONDITIONS DURING THE APPLICATION

In order to avoid the formation of condensation, the temperature of the surface should be at least 3 °C above dew point. During the application and curing the min. ambient temperature must not be lower than 15 °C or higher than 30 °C; substrate temperature must not be lower than 10 °C, since curing is remarkably reduced at lower temperatures. Application is not advisable when relative humidity exceeds 80%. The term-hygrometric survey should be carried out near the surface to be coated. Make sure there is enough ventilation when the application takes place in closed areas

# TIMBER GLOSS

## TECHNICAL DATA SHEET

### Storage

---

It is recommended to avoid exposure to air and extreme temperatures. To maximize the shelf life in the can, it is good to check that the container is well closed during the storage and the temperature is between 10 °C and 35 °C. Avoid exposure to direct sunlight.

### Safety rules

---

Observe the provisions of DPR 303 and 547. Avoid contact with the skin, for example. Operate in well ventilated places and, if in closed areas, use vacuum cleaners, fans and air conveyors. During the application, use appropriate protections (masks, gloves, glasses, etc.). Before using, read sections 7-8 of the SDS.

#### INSTRUCTIONS FOR THE DISPOSAL OF PRODUCTS AND PACKAGING

Empty packaging that contains the products: Dispose of empty packaging according to the requirements of the waste disposal law, for example by taking them to the recycling center.

Packages containing the unused products: Dispose of the unused product in accordance with the law of disposal of such waste, by taking it to a recycling center, recycling of packaging is prohibited in this case. Do not empty into drains or water courses. Product packaging must be kept indoor and the temperature in the storage place must be between 10° C and 35° C. Do not expose to sunlight.

### Notes

---

The values indicated in the present technical sheet can have slight variations from one batch to another. The applied product must not come in contact with water, chemicals or subjected to mechanical stress before the curing is complete. The wet film thickness refers to the undiluted product. In case of dilution, this value increases. The above information is the result of accurate laboratory tests and practical experience, however, since the product is predominantly used outside the manufacturer's control, Boero Bartolomeo S.p.A. can only guarantee their quality. The information contained in this sheet may be subject to revision by the Company. For clarification, updates or further information, it is recommended to contact Boero Bartolomeo S.p.A. directly. The present datasheet annuls and replaces every other precedent to this one.

Rev. January 2019

4